

# We Love God's Creation

## Teaching Plan

### Teaching Tips

Ahead of introducing *We Love God's Creation* to the children, take time to familiarize yourself with the contents. Review this handout and how it correlates to the children's resource.

The resource is designed for children to interact with. Have the children follow along as you read aloud, and engage them in hands-on interaction with the resource, as suggested in the teaching steps below.

### Background

The first story in the Bible is the Creation account. This primary place in Scripture reminds us that caring for what God has created is our call as Christ's followers. In his papal encyclical, *Laudato Si'*, Pope Francis explains that Creation is more than nature. It "has to do with God's loving plan in which every creature has its own value and significance." So, practically speaking, there is always more for us to love and learn about in God's Creation. The Holy Father further counsels, "if we feel intimately united with all that exists, then sobriety and care will well up spontaneously."



This booklet is written to help children find those deep and personal connections to God and his Creation so that they might care for the earth, people and creatures with the love God intends. As you go through it together, look for ways children can observe and appreciate God's Creation every day.

## Opening Prayer

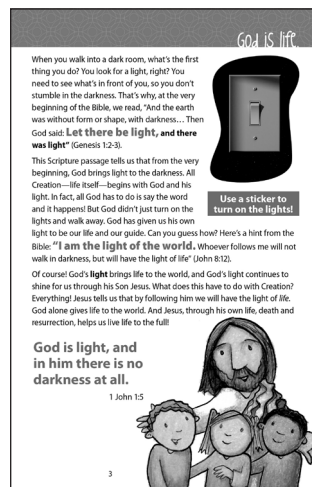
Begin your lessons with prayer. Use the following or modify it each time you pray it with the group.

**Loving Father, you have created the whole world for us to enjoy. Help us to see new wonders of your Creation every day of our lives, so that we can always appreciate this wondrous gift. Help us care for all you have created with the same kind of love you give us. Amen.**


## Teaching Steps

Page(s)		
COVER	<ul style="list-style-type: none"> <li>• <b>Direct the children to look at the cover of their booklets.</b> Say, <i>We will be learning about God's beautiful Creation, and what it means for us.</i></li> <li>• <b>Discuss the art.</b> Invite the children to enjoy the cover and its many images and colors. Ask, <i>Who is the person in the center of everything? How do you think Jesus is feeling? How do you think the children are feeling? Why do they feel this way?</i></li> </ul>	
2	<ul style="list-style-type: none"> <li>• <b>Read aloud the headline from Genesis.</b> Ask, <i>Do you recognize those words?</i> Point out that this is the beginning of the Bible. Invite the children to close their eyes and imagine themselves in the scenes you will read. Then read the first paragraph slowly. Have the children open their eyes. Invite them to share what they pictured in their imaginations and how it made them feel. Then read the second paragraph. Emphasize the gift of love and how God speaks to us through Creation.</li> <li>• <b>Read aloud the Scripture quote at the beginning of the third paragraph together as a class.</b> Continue reading the paragraph. Note that you will be learning about one part of Creation on each page of the booklet.</li> </ul>	

- **Invite the children to look at the picture on page 3.** Ask, *What part of God's Creation do you think we will read about first?* Read the first paragraph. Ask, *What does the Bible say things were like before God created light?* (The earth was without form or shape; it was in darkness.) *How did God create the light?* (God spoke and said, "Let there be light.") Emphasize that it is the power of God's word that creates light.
- **Read the second paragraph to the quote from John 8:12.** Ask, *Do you know who spoke those words?* (Jesus) Continue reading paragraph 3.
- **Read aloud the Scripture quote and have the children repeat it.** Then have the children place the stickers on these pages.





- **Read aloud the paragraphs on page 4 slowly to the children.** Take some time with this important message. Emphasize God's plan. Then read aloud the instructions for the activity. You might show children examples of trees on the Internet, in books that you have handy or simply by looking out the window. Help the children count the months with a calendar. After everyone has finished, discuss the drawings. Read the second paragraph on page 5 and emphasize the last two sentences about God's plan that is unfolding. Read the last paragraph and the Scripture quote aloud. Have the children repeat the Scripture quote after you.






**For each page pair (6-7, 8-9, etc.), follow the steps below.**

- **Begin by looking at the illustrations on each page.** Ask the children to guess what part of God's Creation we will be studying here. Together, read the Scripture quote at the top left.
- **Read the paragraphs aloud slowly.** Or you might have strong readers take turns reading them. There is a great deal of information on each page, so it is recommended that you focus on one page pair per day.
- **Take advantage of reflection and prayer prompts throughout the text.** These are good opportunities to pause, think, pray and reflect. Invite the children to share their responses if they wish.



**6-15**  
**(cont.)**


- **After reading each page, point out the headline at the top right.** (“God is wisdom,” “God is good,” etc.) Ask the children how this quality relates to Creation. For example, after reading pages 8-9, point to the header, “God is good” and ask, *What do you think God is saying about his goodness through something in Creation? What can we say to God about his goodness?*
- **Look deeper.** (Optional) Invite the children to start Creation prayer journals to record their observations about Creation and what they want to say to God about it. Students might draw or write their observations and prayers.
- **Help.** Offer assistance if needed with the activities and affirm completion.
- **Connect to Action.** Before children place stickers on the pages, have them write or tell you two ways we can care for this part of Creation.



## Closing Prayer

Lead the children in prayer.

**Creator God, thank you for your gift of...everything! You give us our life, our planet, the sun and moon, oceans and mountains, creatures and all people. Help us take special care of all this goodness. Help us see you everywhere we look in your Creation, especially in our brothers and sisters. Amen.**



**Living Faith Kids**

**We Love God's Creation** was written by Connie Clark. Corresponding Teaching Pages developed by Connie Clark, David Dziena, and David Mead. Illustrations by Jim Burrows. Images by AdobeStock and Shutterstock. Design by Jamie Wyatt. © 2022, Creative Communications for the Parish, a Division of Bayard, Inc., 1564 Fencorp Drive, Fenton, MO 63026, 800-325-9414. [www.creativecommunications.com](http://www.creativecommunications.com). All rights reserved. Printed in the USA.

GC3-TG