

Learning All About Mary

Teaching Plan

Teaching Tips

Ahead of introducing *Learning All About Mary* to the children, take time to familiarize yourself with the contents. Review this handout and how it correlates to the children's resource.

The resource is designed for children to interact with. Have the children follow along as you read aloud, and engage them in hands-on interaction with the resource, as suggested in the teaching steps below.

Background

Our Lord loved and honored his mother, and as Catholics, we follow his example. We love and honor Mary because she is the Mother of God, who brought our Savior into the world and lovingly raised him. We love and honor Mary as our mother, given to us by Jesus himself from the cross: "Behold, your mother" (John 19:27). The Church teaches that Mary was conceived without original sin; that she was a virgin before, during, and after the birth of Jesus; that she was assumed, body and soul, into heaven at the end of her life; and that she is our special advocate before her Son Jesus in heaven.

Teaching children about Mary is rewarding for many reasons. First, Mary helps them gain new understandings of Jesus and the Good News of the Gospels. Devotion to his mother also pleases Jesus. Finally, helping children look to Mary as a model for following Jesus reminds us of our ultimate destiny: enjoying perfect peace and happiness with Jesus and his mother in heaven.



Opening Prayer

Begin your lessons with prayer. Use the following or modify it each time you pray it with the group.

Loving God, thank you for giving us Mary, our beautiful mother who shows us the way to you and your Son Jesus. Help us love and serve you always, just as Mary did. Amen.




Teaching Steps

Page(s)	
COVER	<ul style="list-style-type: none"> • Direct the children to look at the cover of their booklets. Say, <i>We will be learning about our Mother Mary, and the many ways she helps us love and follow her Son Jesus.</i> • Discuss the art. Ask the children if they know what is happening in the image. Explain that Mary appeared to three children in Fatima, Portugal in 1917 with a very important message. Ask, <i>What do you think it was?</i> Explain that we will learn more inside the booklet.
2-3	<ul style="list-style-type: none"> • Invite the children to read the header with you: <i>Hail Mary</i>. Ask, <i>Have you ever heard these words? Where are they from?</i> (The Hail Mary prayer) • Read the first paragraph. Ask, <i>Why do you think we honor Mary?</i> (Accept and affirm all answers.) Say, <i>Let's find out more by reading about Mary.</i> • Continue reading the page: Ask, <i>When we honor Mary, who do we give honor to?</i> (God, who created Mary) • Apply knowledge. After reading the box on page 3, invite the children to write a short note to Mary, based on what they know about her. • Stickers. Have the children turn to the sticker insert and find the corresponding sticker to place on the page. If needed, offer help to complete the activity on page 3.



For each pair of pages from 4 through 9, follow these steps:

- **Introduce each page pair by repeating** the words of the Hail Mary up to the line of the prayer indicated by the header at the top. Stop, point to the header, and have the children read it aloud. Then finish saying the Hail Mary together.
- **Before reading, challenge the children** to look for the words of Jesus (or quote from Pope Francis on page 9). Have them circle these quotes. You will come back to them later.
- **Together, read the paragraphs about Mary's life.** Pause frequently to ask review and reflection questions such as, *What did Gabriel call Mary?* (Favored one) *How do you think Mary felt about giving birth to Jesus in a place where sheep and goats ate?*
- **Connect.** Invite children to keep on the lookout for other names (Gabriel, Elizabeth, etc.) in the text and underline them. Discuss their roles in Mary's life. Ask, *Who are the people who are important in your life? How does Mary show us how to respond to them?*
- **Discuss.** After reading each story, refer back to the quote circled earlier. Lead a discussion about how Mary lives up to the quote. Discuss the challenges involved, guiding children toward understanding Mary's love and trust in God.
- **Identify.** After placing the stickers on the pages, invite the children to write a word or phrase from the page pair that describes Mary: loving, holy, trusting, etc.
- **Optional Extension.** Help the children create a timeline of Mary's life. You might draw a horizontal line and write milestones along it such as Mary's birth, the Annunciation, the Visitation, the Nativity, the Finding in the Temple, etc. Invite the children to draw pictures of these events along the timeline.







10-11
through
14-15

- Review and look ahead. Say, *So far we have learned about Mary's life. Now we will learn how she still helps us today.*

For each pair of pages from 10 through 15, follow these steps:

- Continue to introduce each page by repeating the words of the Hail Mary up to the header. Invite the children to read the header and finish the prayer together.
- Read the stories. Ask review and reflection questions such as: *What was the message Mary had for the world at Fatima?* (Turn away from sin and follow Jesus.) *What did Mary call Juan Diego?* (My dearest son) *What are some of the titles* (page 11) *that you have heard before? What do you think they mean? What do you think St. Thérèse meant when she said, "Mary is more Mother than Queen"?*
- Stickers. Have the children turn to the sticker insert and find the corresponding sticker to place on the page. If needed, offer help to complete the activities on pages 11 and 15.
- Personalize. Share a devotion or another way you honor Mary (medal, scapular, rosary, statue, visiting Marian shrines, etc.). Or teach a Marian song or prayer you know. Invite the children to share about their devotions to Mary.
- Encourage family devotion to Mary, such as saying the rosary together and going to Mass on her feast days.



Closing Prayer

Lead the children in prayer. Close with "Amen. Alleluia."

Loving Father, you had a plan for Mary. Help us to always say "yes" to your plan for us, by following and listening to your Son, just as Mary did.

Living Faith Kids

Learning All About Mary was written by Connie Clark and corresponding Teaching Pages developed by Connie Clark, David Dziena, and Lindsay Taylor. Illustrations by Jim Burrows. Images by Shutterstock. Design by Jamie Wyatt. © 2020, 2017 Creative Communications for the Parish, a Division of Bayard, Inc., 1564 Fencorp Drive, Fenton, MO 63026, 800-325-9414. www.creativecommunications.com. All rights reserved. Printed in the USA.

MRA-TG

