

## Learning about the **TEN** Commandments

### Teaching Plan

#### Teaching Tips

Ahead of introducing Learning about the Ten Commandments to the children, take time to familiarize yourself with the contents. Review this handout and how it correlates to the children's resource.

The resource is designed for children to interact with. Have the children follow along as you read aloud, and engage them in hands-on interaction with the resource, as suggested in the teaching steps below.

#### Background

The Ten Commandments are God's laws that bring order and harmony to our relationships—first, our relationship with God, then our relationships with others. The first three commandments establish our basic obligations in our relationship with God, our loving Father; the Fourth through Seventh Commandments establish our obligations as members of communities, whether it is our family community or the wider society.

At their core, the commandments are rules of love—for God and for all people. Though young children may not grasp the numerous exhortations of each commandment, they can certainly grasp concepts such as love, kindness, respect, and so forth. By framing the commandments in terms of these attitudes, you will make them meaningful and accessible to the children.


# Opening Prayer

Begin your lessons with prayer. Use the following or modify it each time you pray it with the group.


**Loving God, because you love us, you give us rules that help us love you in return and love other people. Help us to learn you rules and follow them. Amen.**

## Teaching Steps

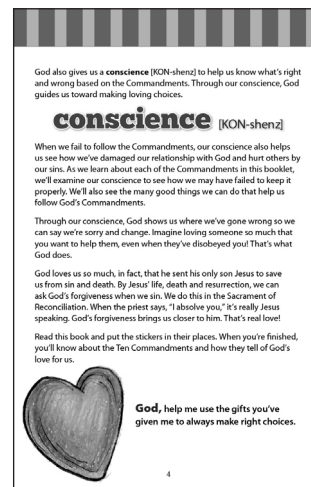
Page(s)	
<b>COVER</b>	<ul style="list-style-type: none"> <li>• <b>Direct the children to look at the cover of their book-lets.</b> Say, <i>We will be learning about the Ten Commandments. The commandments are rules God gave us through Moses a very long time ago. These rules help us live happily with God and with other people.</i></li> <li>• <b>Discuss the art.</b> Point out Moses, the people, and the tablet of the Ten Commandments.</li> </ul>



<b>2</b>	<ul style="list-style-type: none"> <li>• <b>Read aloud the Ten Commandments.</b> Tell the children they will learn about each one.</li> </ul>
<b>3</b>	<ul style="list-style-type: none"> <li>• <b>Read the head and the first paragraph.</b> Ask, <i>What would it be like to play a game where there are no rules? What problems can that cause?</i></li> <li>• <b>Read the remaining text.</b> Ask, <i>To whom did God give the commandments? (Moses) Why did God give us the commandments? (Because he cares about us and loves us) What do the commandments help us do? (Be fair, loving, kind, and holy)</i></li> </ul>



- **Read the first paragraph.** Point out the word **conscience** in the paragraph and in block letters. Have the children practice saying it. Say, *Our conscience is like an inner voice that helps us know what is right and what, what is good and what is bad. It helps us choose what is good.*
- **Read the next two paragraphs.** Say, *Our conscience is a gift from God. God gives us this gift, but it is up to us to make it strong. One way we can do that is by learning the commandments and what they mean.*
- **Read aloud the next paragraph.** Ask, *In which sacrament are our sins forgiven?* (Penance and Reconciliation, also called Confession) *Who forgives our sins?* (God does, through the words and actions of the priest)






**5-6  
through  
13-14**

**For each pair of pages from 5 through 14 (5–6, 7–8, etc.), follow these steps:**

- **Read aloud the head/commandment number.**
- **Read aloud the commandment.** For commandments the children may already know or can easily understand (such the Third or Fourth Commandment), ask them what they think the commandment asks of them. Affirm positive responses, then tell the children to listen for more information.
- **Read aloud the text as the children follow along in their booklets.** Pause after key terms or phrases, repeat them, and ask the children to underline these in their booklets. Have the children underline no more than five terms or phrases per page, focusing on faith words and core concepts.
- **After each paragraph, pause to ask clarifying questions,** questions such as: *What does it mean to say God is always with us?* Or *What does the word covenant mean? How can you live out this commandment?* And so forth.
- **I examine my conscience!** Review the questions and have the children silently respond in their hearts.

- **Sticker:** After completing the examination of conscience, have the children turn to sticker insert and find the corresponding sticker. ...
- **Closing prayer:** Lead the children in prayer. Be sure the children raise their voices. Use call-and-response format if needed. Close each prayer with *"Amen. Alleluia!"*



15-16

- **Read aloud the text on page 15.**
- **Review the phrase Jesus' Law of Love and its meaning.** Reinforce the Great Commandment from Mark 12:30-31 and the New Commandment from John 13:34.
- **Ask, How does Jesus say we should love God?** (With all our hearts) How should we love others? (As Jesus loves us; as we love ourselves)
- **Closing prayer:** Lead the children in prayer. Be sure the children raise their voices. Use call-and-response format if needed. Close each prayer with "Amen. Alleluia!"
- **After the prayer,** have the children find and paste sticker 11.

**Just like you,** Jesus learned the Ten Commandments when he was growing up. But he didn't just memorize them. He followed them. He taught his friends how to really live them in the Holy Spirit. And most important, Jesus fulfilled the Ten Commandments.

What does that mean? Remember how we said God made a covenant with his people? Jesus is the new covenant. His life, death and resurrection free all of us from a different kind of slavery—slavery to sin and death. When we follow Jesus' law of love, we'll live in our own Promised Land with God and the saints forever.


What is Jesus' law of love? Simple. Follow his Father's laws. Jesus says they can all be summed up in one Great Commandment:

"Love God with all your heart, with all your soul, with all your mind and with all your strength... Love your neighbor as yourself" (Mark 12:30-31).

Jesus also gives us a new Commandment. At the Last Supper he said, "Love one another as I love you" (John 13:34).

Think about all Jesus does to say "I love you." Jesus shows us that when we have his love in our hearts, following the Ten Commandments is easy. When we think and pray about Jesus' love, we're happy. When we spread Jesus' love, we're truly free. When we live in Jesus' love, we live forever.

**Jesus, you are the light of the world. Help me shine your light for everyone I meet.**



## Closing Prayer

Conclude Living Faith Kids: Learning about the Ten Commandments by praying together the prayer at the end of page 16.

**Jesus, you always followed the Ten Commandments, and you loved the Father and us perfectly. Help us to follow God's path for our lives and to I. Holy Spirit, with your help we have learned God's commandments. Guide us in following them each day. Amen.**

**DO YOU KNOW GOD'S RULES?**

More than just a bunch of "dos" and "don'ts," the Ten Commandments are God's loving guidelines for living a safe and happy life. By following them, we grow closer to God and to one another.

As you learn about each of the Ten Commandments, you will learn how to tell right from wrong and how to make loving choices.

Jesus, you always followed the Ten Commandments, and you loved the Father and us perfectly. Help us to follow God's path for our lives and to love others as we have been loved. Amen.

**Learning about the TEN Commandments**

**LIVING FAITH Kids**

Illustration

In accordance with CC BY permission to publish has been granted by the Most Reverend Edward R. Bue, Auxiliary Bishop, Archbishop of St. Louis. Permission to publish is an indication that nothing contrary to Church teaching is contained in this work. It does not imply any endorsement of the opinions expressed in the publication, nor is any liability assumed by the permission.

Learning about the Ten Commandments was written by Connie Clark for Creative Communications for the Parish, 1564 Fencorp Drive, Fenton, MO 63026. 800-325-9414. www.creativecommunications.com. © 2014. Illustrations by Jim Burrows. All rights reserved. Printed in the USA. SAE

# Living Faith Kids

**Learning About the Ten Commandments** was written by Connie Clark for Creative Communications for the Parish, a division of Bayard, Inc., 1564 Fencorp Drive, Fenton, MO 63026. 800-325-9414. www.creativecommunications.com. © 2014. Illustrations by Jim Burrows. All rights reserved. Printed in the USA.

**SAE-TG**