

What We Do in ADVENT

Teaching Plan

Teaching Tips

Ahead of introducing *What We Do in Advent* to the children, take time to familiarize yourself with the contents. Review this handout and how it correlates to the children's resource.

The resource is designed for children to interact with. Have the children follow along as you read aloud, and engage them in hands-on interaction with the resource, as suggested in the teaching steps below.

Background

The word *Advent* comes from the Latin *advenio*, which can mean arrive, arise, appear, come, develop, and ripen. In ancient Rome, *adventus* referred to an emperor's glorious return following a victory. These various meanings are significant for Christians marking Advent and the many ways Christ arrives for us. We remember that the Son of God appeared in our world, incarnate in a humble stable. We state in the Creed that we look for him to "come again in glory." We prepare for Jesus to arise in our hearts today—in the Eucharist. So in a very real way, we share in the expectation and preparation of the Messiah's first coming long ago.

It's useful to think of these various meanings when teaching Advent to children at different ages and stages. With younger children, it might be enough to help them experience the excitement of waiting for Baby Jesus. Older children can delve into Advent symbols and Biblical prophecies. Frame everything in God's love to help all ages prepare their hearts for the Savior's arrival.



Opening Prayer

Begin your lessons with prayer. Use the following or modify it each time you pray it with the group.

God our Father, thank you for sending your Son to bring us your hope, peace, joy, and love. Help us prepare for these blessings as we learn about Advent. Amen.


Teaching Steps

Page(s)	
COVER	<ul style="list-style-type: none"> • Direct the children to look at the cover of their booklets. Ask, <i>How do you get ready for Christmas?</i> Explain that we will be learning about the best way we can prepare for Christmas, by marking the season of Advent. • Discuss the art. Ask, <i>Who is at the center of the pictures?</i> (Jesus) <i>Why do you think he is there?</i> <i>What do you notice about the people around him?</i> Guide the children toward observing that people are wearing modern clothes because we are waiting for the coming of Jesus in our hearts, even today.
2–3	<ul style="list-style-type: none"> • Read the first paragraph on page 2. Invite the children to share about a time in their lives when they got ready for something—a vacation, a visit from a relative, etc. Invite them to discuss how they felt, what they did, etc. • Read the second paragraph. Ask, <i>Why do we get ready for Christmas in this “deeper” way?</i> (Jesus loves us more than we can imagine and saves us; it helps us find real happiness.) • Read the first two paragraphs on page 3. Ask, <i>How do candles remind us of Jesus?</i> (Jesus is the Light of the World.) • Read the third paragraph. Ask, <i>How many weeks are in Advent?</i> (Four) <i>What are the themes we think about during each week of Advent?</i> (Hope, peace, joy, love) <i>Where can we see Advent colors?</i> (Candles, church altar, priests’ vestments) • Candle Corner. Read about the first week of Advent. Invite the children to think about people who need love and mercy right now. Talk about ways you can share love and mercy with them. • Stickers. After completing each page, have the children turn to the sticker insert and find the corresponding sticker to place.



4-5


- Read page 4 together.** Ask, *What are some ways families pray?* (Blessing before meals, the Rosary, Bible stories, gathering at candle or manger, singing Christmas carols) *Can you think of any other ways families might pray together?* (Accept and affirm all reasonable answers.)
- Offer guidance.** If needed, help the children complete the activity.
- Read page 5 together.** Invite the children to place a checkmark next to each of the prayer activities they will commit to doing in Advent. Be sure to point out the prayer aspect of each activity.
- Scripture Spot:** Talk about the Scripture passage and what it means. Help the children commit it to memory.
- Stickers.** After completing each page, have the children turn to the sticker insert and find the corresponding sticker to place.




6-15

Consider reading one page pair (6-7, 8-9) per day. Follow these steps for each page pair:

- **Read the header aloud,** or invite one of the children to do so.
- **Vary each reading experience.** You might read as children follow along, ask for volunteers to read, or invite children to read together in pairs.
- **Invite the children to think about doing the suggested activities.** The following day, if applicable, invite them to share any plans they made to complete the activities. (Note that not all of the activities require other people. Point out Advent activities children can do on their own.)
- **Pause frequently** in your reading to ask review and clarifying questions such as, ***How does God invite us to see his Son?*** (At Mass, in the Eucharist; and in the poor, suffering, sick, lonely and forgotten) ***What did John the Baptist do?*** (He baptized Jesus, lived and preached in the desert, told people to turn from sin, ate locusts and wild honey, etc.) ***What appeared on Juan Diego's cloak?*** (An image of Mary)
- **Candle Corner.** Use the activity to brainstorm ways you can share the goodness of each remaining Advent theme—peace, joy, and love—with others.






Lead the children in prayer. Close with "Amen. Alleluia."

Jesus, we are so excited about your birth. We rejoice that you have come to show us the way to your Kingdom. Help us walk in your light always.


What We Do
in ADVENT

Waiting for Christmas to arrive can take patience! But we have Advent activities like lighting candles, finding presents to give, decorating the tree and even baking treats for us to get ready. This little booklet can show you how these and other Advent activities help us to love and honor Jesus. Place colorful stickers as you read and learn. Before you know it, you'll be on your way to Christmas!

Other Living Faith Sticker Books



Parents & teachers...
to order the
Living Faith Kids
quarterly resource,
visit
livingfaithkids.com

LIVING FAITH 

What We Do in Advent was written by Conner Carr,
© 2013 Creative Communications for the Parents, USA
www.creativecommunications.com. Illustrations by Jan
Barrows. All rights reserved. Printed in the USA. **SAJ**

