

Meet the Saints

Teaching Plan

Teaching Tips

Ahead of introducing *Meet the Saints* to the children, take time to familiarize yourself with the contents. Review this handout and how it correlates to the children's resource.

The resource is designed for children to interact with. Have the children follow along as you read aloud, and engage them in hands-on interaction with the resource, as suggested in the teaching steps below.

Background

Jesus commands us to love one another. We might wonder, how are we to do that in the reality of our world, and with all the challenges of daily living? The saints provide examples. Their lives are "how-to" guides for living our faith. In the saints we meet authentic witnesses for Christ. Saints are not beings with extraordinary powers; they are people like us whose faith helps them do extraordinary things. Saints are not strangers either. They are people who "do not cease to intercede with the Father for us." (*Catechism of the Catholic Church*, 956). Saints are true friends whose stories appeal to children.



This booklet provides brief sketches of saints. Be alert to the stories that spark particular interest and help children delve further. Encourage children to look for things they have in common with saints, especially interests and backgrounds. Help them see that everyone can be a saint, no matter where we live, how old we are or even how many mistakes we make.

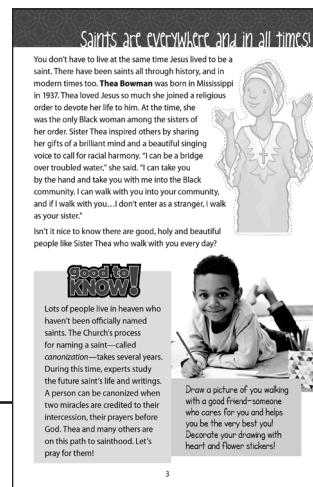
Opening Prayer

Begin your lessons with prayer. Use the following or modify it each time you pray it with the group.

Jesus, you show us the way to eternal life. The saints who follow you are good role models for us. They are true friends who lead us toward you. Help us follow their joyful, faithful example. Amen.




Teaching Steps

| Page(s) | | |
|---------|---|---|
| COVER | <ul style="list-style-type: none"> • Direct the children to look at the cover of their booklets. Say, <i>Did you know all these people here are your friends? Let's get to know them.</i> • Discuss the art. Ask if anyone recognizes any of the images. Point out the different kinds of clothing represented and what people are holding in their hands. Ask, <i>Do you see anyone wearing armor? A t-shirt? How many people are holding a baby or child? How many are holding a cross? What other things are people holding in their hands? What do you think that means?</i> |  |
| 2 | <ul style="list-style-type: none"> • Before reading, ask the children what makes someone a good friend. Then read aloud the headline and first paragraph. Ask, <i>How do the saints show they are Jesus' friends?</i> (They love and care for Jesus in their thoughts, prayers, words and actions.) • Read the second and third paragraphs. Ask, <i>How can people we've never met be our friends?</i> (The saints are in heaven with Jesus. They know us through Jesus.) Ask, <i>What are some ways Mary and Joseph probably cared for Jesus?</i> You may need to get students started—they provided him with a home, food, etc. Ask, <i>How do our families care for us? How can we care for our families?</i> • Read "Good to Know!" on page 2. Ask, <i>Who is the Queen of Saints?</i> (Mary.) Invite the children to find the sticker to place on the image of Mary. |  |






For each page pair (4-5, 6-7, etc.), follow the steps below.

- **Each page has a brief description of 1-3 saints.** Introduce each saint by inviting students to look at the picture on the page. Point to the name in boldface within the paragraph. Read the name aloud and ask students to repeat it. Then read the headline for the page and turn it into a question. For example, for St. Paul (page 4), you might read the headline and say, *What do you think St. Paul did that “wasn’t perfect”? Have you ever done anything that wasn’t perfect?* Read each story aloud as the children follow along.
- **Read aloud the text and “Good to Know!” facts on each page.** Pause after key terms or phrases, such as martyr, doctor of the church, and patron saint. Repeat these terms and ask the children to circle them in their booklets. Ask the children to restate their meanings in their own words, but don’t press if they don’t understand completely. The main takeaways from the booklet are the stories of the saints’ faith and love.



4-15 (cont.)

- **Discuss.** There are many questions within the text that invite discussion. Take these opportunities to pause and open the questions to the class. For example, on page 6, the text asks, *"Remember the last time you were sick? Who took care of you?"* After listening to the responses (limit to 3-4 to keep things moving), invite students to keep this care in mind as they read about St. Teresa and St. Kateri.
- **Look deeper.** Remind students that each saint or blessed has a special celebration day called a feast day. Depending on the month or time of year, you may wish to plan a classroom feast day celebration. For example, during the month of October we celebrate the feast days of St. Francis of Assisi, St. Thérèse of Lisieux, St. John Paul II and St. John XXIII. Or you may wish to use the booklet as a starting point for students to create saint reports on a saint of their choosing.
- **Help.** Offer assistance if needed with the activities and affirm completion.
- **Assess Understanding.** Before children place saint stickers, have them write or tell you something they remember about the saint.



Closing Prayer

Lead the children in prayer.

Father in heaven, thank you for the new friends we have met in your saints. Help us to be good friends like them. Give us courage and strength to love and care for others as they did. Keep our faith strong so that we can love you as the saints love you. We ask this in Jesus' name. Amen.



Living Faith Kids

Meet the Saints was written by Connie Clark. Corresponding Teaching Pages developed by Connie Clark, David Dziena, and David Mead. Illustrations by Jim Burrows. Images by AdobeStock and Shutterstock. Design by Jamie Wyatt. © 2022 Creative Communications for the Parish, a Division of Bayard, Inc., 1564 Fencorp Drive, Fenton, MO 63026, 800-325-9414. www.creativecommunications.com. All rights reserved. Printed in the USA.

SN9-TG